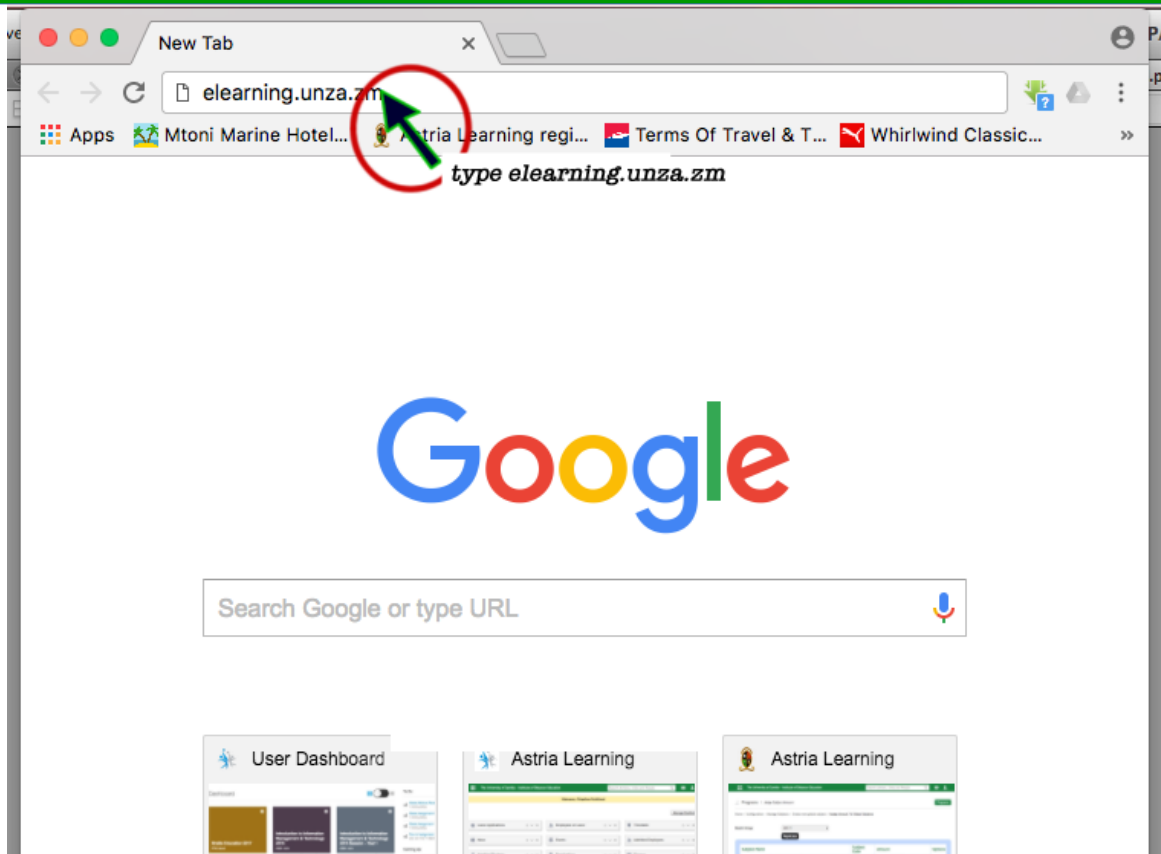



STUDENT MODULE ACCESS BROCHURE



1. Open your web browser and in the Url text box type **elearning.unza.zm**




2. Login with your username and password

[Choose Home Page](#)
[View Course Stream](#)
[Course Setup Checklist](#)
[New Announcement](#)

Coming Up [View Calendar](#)
Nothing for the next week

THE UNIVERSITY OF ZAMBIA
INSTITUTE OF DISTANCE EDUCATION
STUDY MATERIAL
SEM 1021
Introduction to Information Management and Technology

[Start](#)  *Click start*

3. Click start to begin to navigate your module


[View All Pages](#) [Published](#) [Edit](#) [Settings](#)

Acknowledgement and Copyright

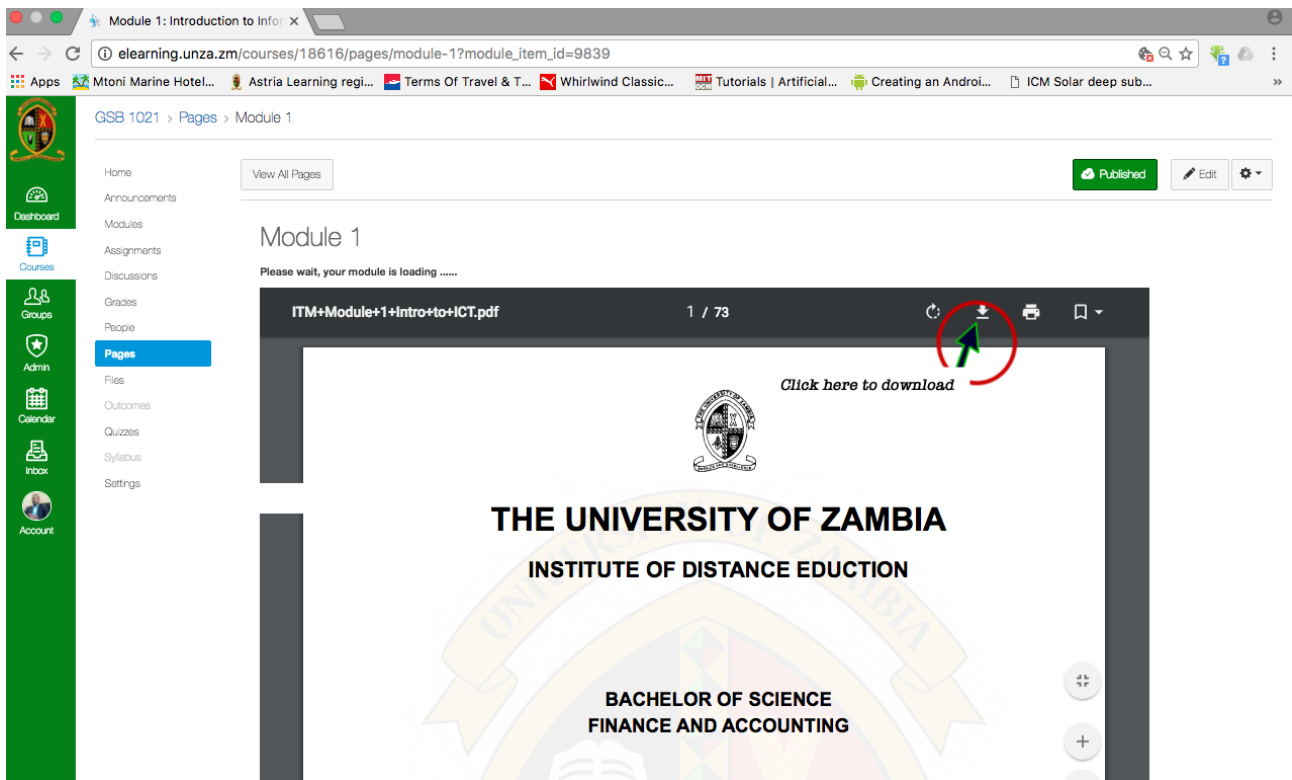
Acknowledgement
The University of Zambia (UNZA) Institute of Distance Education (DE) wishes to thank Mr. John Mulenga Chita for writing this module.

Copyright
All rights reserved. No part of this publication may be reproduced, stored in a retrieval system or transmitted in any form or by any means, electronic or mechanical, including photocopying, recording or otherwise without the permission of the University of Zambia, Institute of Distance Education.
Inquiries concerning reproduction or rights and requests for additional training materials should be addressed to:
The Director,
Institute of Distance Education

P.O. Box 3030
 Lusaka,
 Zambia
 Tel: +211 290719
 Fax: +211 253952
 E-mail: ose@unza.zm
 Website: www.unza.zm

Click next to navigate  [Next >](#)

4. click next to move from page to page



5. Navigate until you reach the module page. Click on the download button to download the pdf module. Continue to the next module and perform the same action if there are more modules in your course.